



MLI Level 1 Visitor Safety Orientation

Visitor Safety Orientation

Welcome to Moses Lake Industries! Visitors are expected to follow established safety procedures to ensure the safety of themselves and others. We believe that incidents are preventable, and a zero-incident worksite is achievable. As a visitor of MLI you become a part of our safety culture.

Arriving Onsite:

- Sign in at the guard shack
- Wear badge in a visible location
- Remain with your escort while onsite



Leaving The Site:

- Sign out at the guard shack
- Return your badge

Required PPE:

If you will be walking through production areas or any areas where chemicals are being handled, you must wear the following Personal Protective Equipment as a minimum.



Hard Hat



Safety Glasses



**Full Leather Shoes or
Equivalent**

Evacuation Plan

The main goal of this plan is to ensure rapid, systematic removal of all persons from potentially hazardous areas to a safe assembly area and to account for all employees, visitors and contract employees.

All evacuations will be activated by either the evacuation siren, fire alarm signal, an announcement of an evacuation order over the PA system, or the notification of an affected area supervisor. You will be informed of where to assemble.

In the event of an **Emergency**

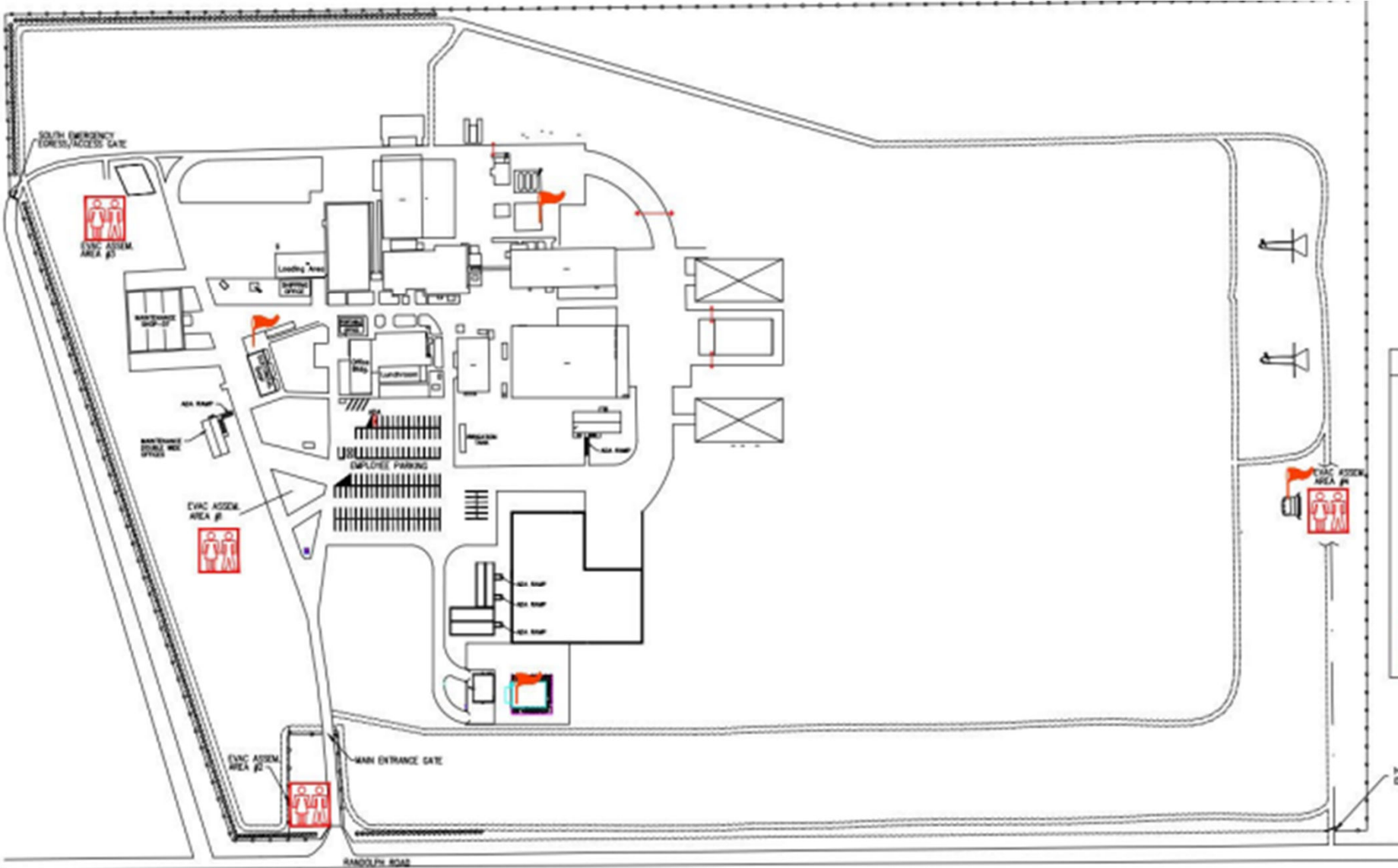
Evacuation Alarm(s) will sound

Remain with your MLI Representative

and

Proceed to the designated assembly area

Evacuation Area Marked in RED



Emergency Response Team

MLI maintains an internal Emergency Response Team made up of employees who have received advanced training including but not limited to:

- Confined Space Rescue
- Elevated Work Rescue
- Advanced First Aid and Basic Life Support
- Hazardous Material Rescue and Cleanup

ERT members can be recognized by the orange hard hats.

They are the only ones who can wear this color of hard hats.



Mobile Equipment

Be Aware

- Mobile equipment may not see you
 - Look both ways before stepping out into the roadways
- Please make eye contact with driver before stepping into their path



Exclusion Zone







“An area where entry is restricted due to increased hazards”

Exclusion Zones are identified by orange markings on the doors and orange lines painted on the floor.

- Do Not Enter a building through a door painted orange.
- Exclusion Zones require additional PPE and personnel to sign in before entry.



Chemical Safety

<u>Chemical</u>	<u>Hazards</u>	<u>GHS Pictograms</u>
Tetramethylammonium Hydroxide (TMAH) -	Corrosive; Toxic; CNS Depressant	
Tetramethylammonium Carbonate (TMAC) -	Causes severe skin and eye damage; Toxic by ingestion	
Trimethylamine (TMA) -	Highly flammable; Corrosive to skin, eyes, and respiratory tract	
Dimethyl carbonate (DMC) -	Highly flammable; mildly irritating to eyes	
Copper Sulfate	Irritating to eyes and skin	
Methanol	Highly Flammable; CNS Depressant	



General Safety and Site Rules



- Smoking is allowed only in the designated area
- No smoking in vehicles or equipment
- If caught smoking outside of designated area, person will be told to leave facility



- Pictures are not allowed to be taken in production areas
- If pictures need to be taken, please communicate with your MLI Representative



- Keep your hands to yourself
- Avoid touching surfaces that could be contaminated with chemicals



- Shorts are not allowed to be worn when working
- Torn clothing are not allowed to be worn onsite

ISO Certified

Moses Lake Industries is ISO 14001 and Iso 45001 Certified. These certifications are a testament to MLI's commitment to Environment Stewardship and Employee Safety.

MLI is committed to the following principles through the Environmental, Health, Safety & Security Policy:

- Provide a Safe, Secure and Health Workshop
- Maintain EHSS Regulatory Compliance
- Protect the Environment
- Control Risk to Workers
- Facilities Worker Participation



MLI Level 1 Visitor Safety Orientation

Name: _____ Date: _____

Company: _____

- I understand that I am required to wear the minimal PPE at all times (hard hat, safety glass, and leather shoes or equivalent).
Initial _____
- I understand I will be escorted by a MLI Rep or Contractor Rep at all times and remain with them in the event of an emergency evacuation.
Initial _____
- I understand I am required to wear my visitor badge visible at all times.
Initial _____
- I understand that Exclusion Zones are identified by orange markings on doors and orange lines painted on the floor.
Initial _____

I hereby confirm that I am confident in my knowledge and understanding of the information contained within the Visitor Orientation Training and have successfully completed the quiz.

Visitor (signature)

MLI Representative (print)



THANK YOU.

www.mlindustries.com